



Establishing a Crisis Management System (CMS) for Students during their Study Abroad Period


Mega Ernesvia Pertiwi
BINUS University – Jakarta, Indonesia

Outline



1. Definition of CMS
2. Why is CMS important?
3. Cases to concern while studying abroad
4. How to Create CMS
5. Sharing Best Experience:
 - ✓ The Crisis happened
 - ✓ What we did

CRISIS MANAGEMENT



Crisis Management System is an action/plan to prepare for an emergency or a negative situation which can cause a threat to the health, safety and security, and well-being.

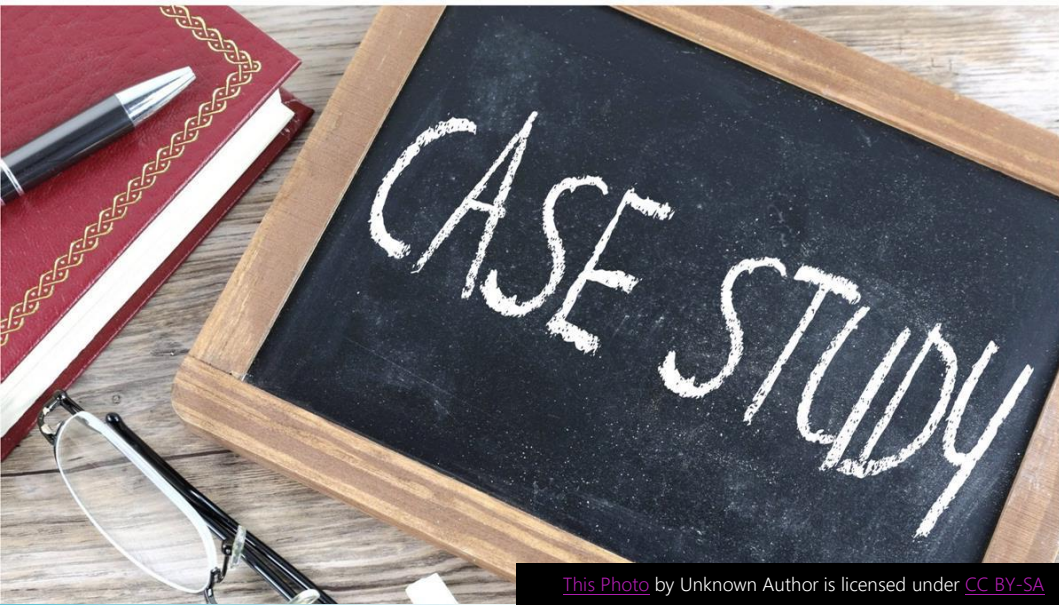
So, whatever the case it is, we focus on **how to manage** that case and **minimize** the damage.

Why do we have to concern about CMS?

1. The awareness of studying abroad has increased
2. Processes for Study Abroad are getting complex
3. Safety and security around the world is different
4. The diversity of students, countries, and societies
5. Students' readiness to be a global citizen



Cases may occur during Study Abroad



This Photo by Unknown Author is licensed under [CC BY-SA](#)

Academic related:

- Courses and lecturers
- University facilities

Non-academic related:

- Discrimination
- Student Mental Health
- Terrorism and coups
- Natural Disasters
- Other force majeure



This Photo by Unknown Author is licensed under [CC BY-SA-NC](#)

Steps to establish CMS



Establish a team	Asses the crisis	Plan the responses	Perform	Evaluate
<ol style="list-style-type: none">1. Choose people who will take actions during the crisiso2. Build and maintain communication with them	<ol style="list-style-type: none">1. Brainstorm various crisis may appear2. Consider the impacts we may face	<ol style="list-style-type: none">1. Determine the actions need to take2. Weighing the impact may come	<ol style="list-style-type: none">1. Execute the plan effectively	<ol style="list-style-type: none">1. Appraise the actions you have taken to figure out the best for future


Our Experience

Crisis Happened, example:

- Suicidal plan
- Sexual harassment
- Bullying

What we have done so far

- **Pre departure briefing**, content included: CMS, preparation for academic and non-academic
- **Capacity building**, doing physical activity
- **Build and maintain communication with partners and students**

A glowing yellow tent is pitched on a rocky mountain peak at night. The tent is illuminated from within, casting a warm yellow light. The background shows dark, jagged mountain peaks under a deep blue night sky with a few stars and a bright moon in the upper right corner.

The way to get started is to quit talking and begin doing.

Walt Disney